



*We exist to deliver safe, reliable energy that drives value to our customers*



# NIPSCO PROFILE

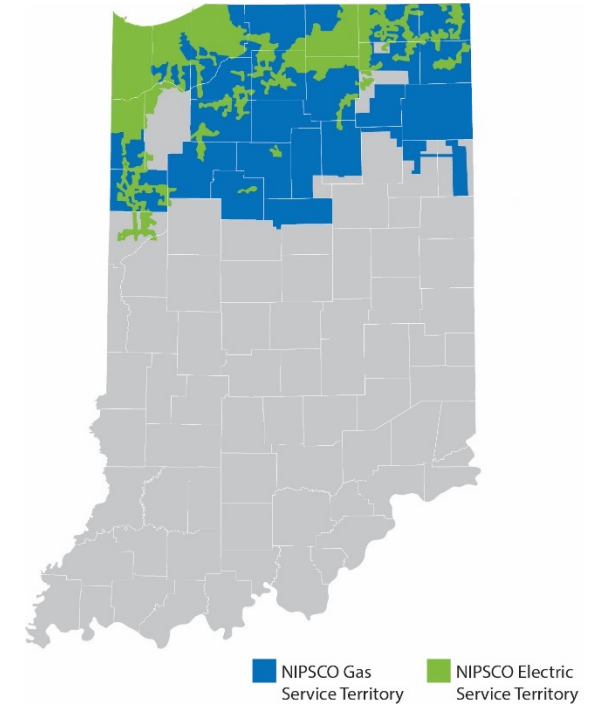
Working to Become Indiana's Premier Utility

## Electric

- 483,000 Electric Customers in 20 Counties
- 2,700 MW Generating Capacity
  - 8 Electric Generating Facilities (2 Coal, 1 Natural Gas, 2 Hydro, 3 Wind)
  - 800 MW of New Wind Energy (Rosewater, Jordan Creek and Indiana Crossroads Wind online in 2020 and 2021)
- 12,800 Miles of Transmission and Distribution
  - Interconnect with 5 Major Utilities (3 MISO; 2 PJM)
  - Serves 2 Network Customers and Other Independent Power Producers
- Electric Rates Below National Average

## Natural Gas

- 820,000 Natural Gas Customers; 32 Counties
- Lowest Delivered Cost Provider in Indiana
- 17,000 Miles of Transmission and Distribution Line/Main
- Interconnections with Seven Major Interstate Pipelines
- Two On-System Storage Facilities

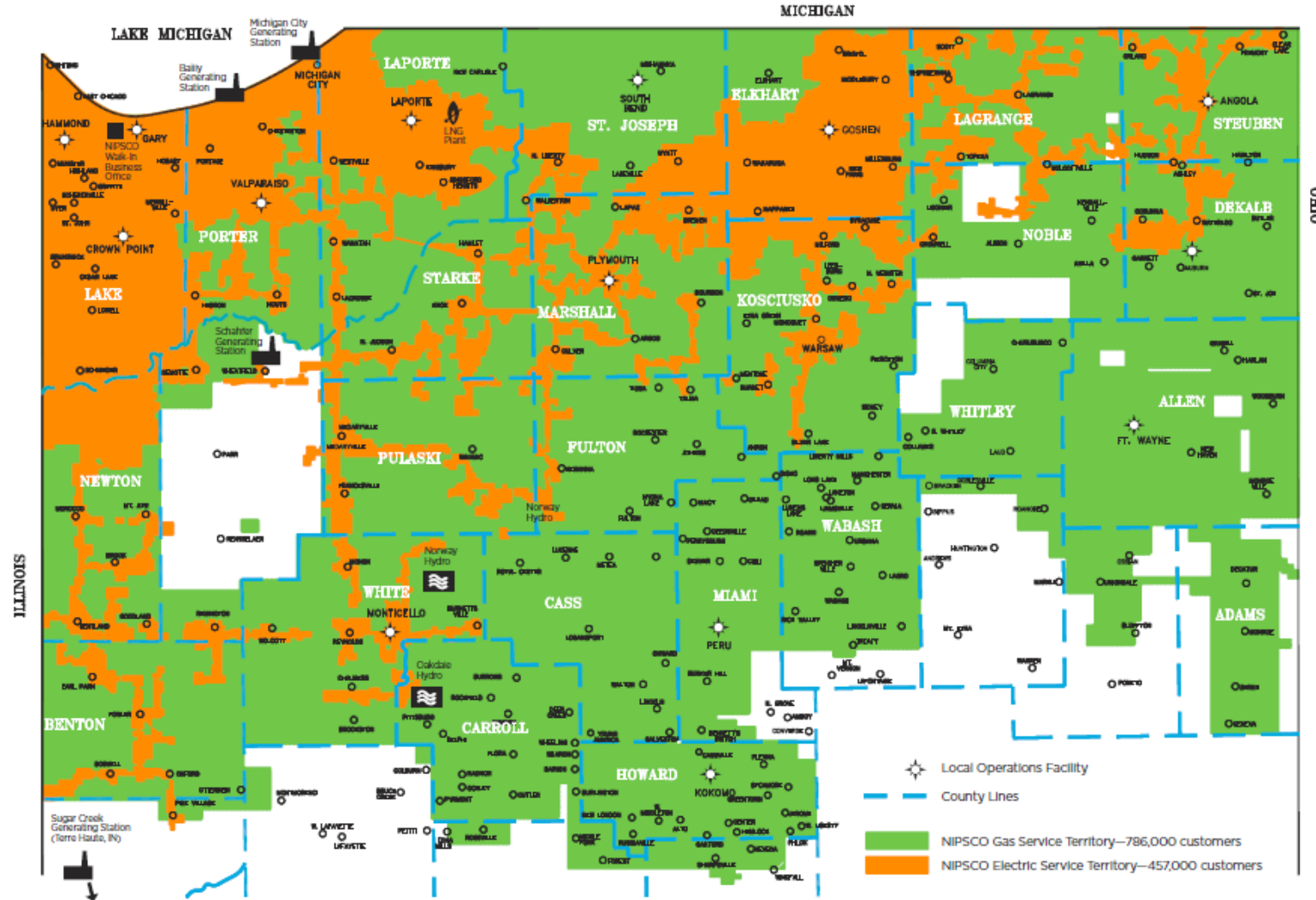


**2,900**  
Employees

**Merrillville, Ind.**  
Headquarters

*We exist to deliver safe, reliable energy that drives value to our customers*

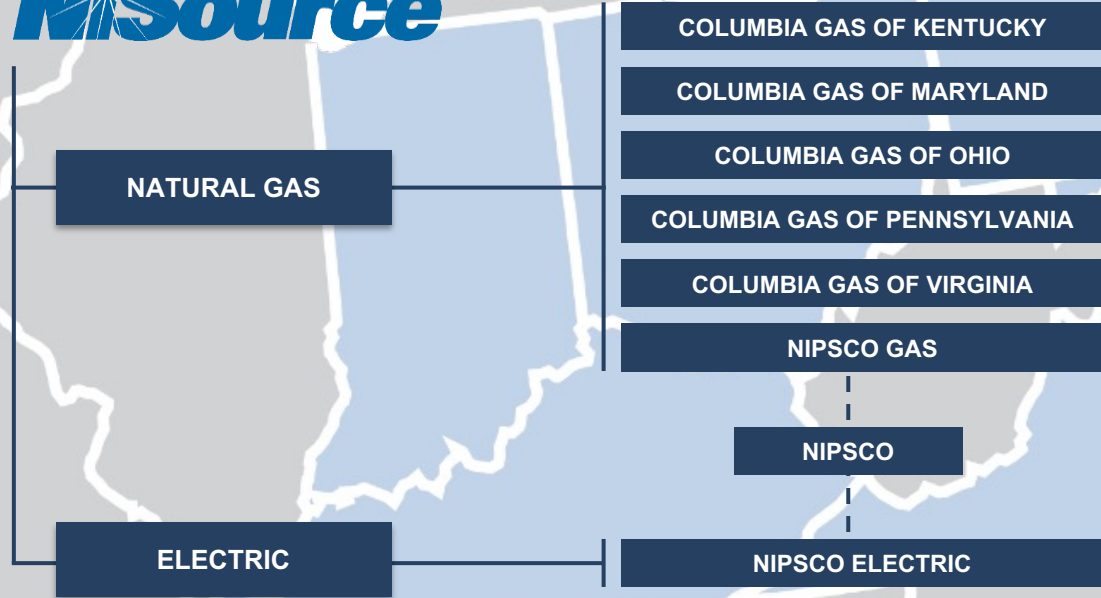
# NIPSCO SERVICE TERRITORY



*We exist to deliver safe, reliable energy that drives value to our customers*

# PREMIER REGULATED UTILITY BUSINESS

**SIGNIFICANT SCALE  
ACROSS 6 STATES**



**~3.2M**  
GAS CUSTOMERS

**~500K**  
ELECTRIC CUSTOMERS

**NI**  
LISTED  
NYSE

**10%–12%**  
COMPELLING EXPECTED ANNUAL  
TOTAL SHAREHOLDER RETURN  
PROPOSITION 2021-2024\*

\* Estimated total shareholder return at a constant P/E ratio

*We exist to deliver safe, reliable energy that drives value to our customers*